

WYOMING

Department of Transportation
Highway Safety Program

Evaluation of
Alcohol Factors
in Custodial
Arrests in the
State of Wyoming
2007

Wyoming Association of Sheriffs and Chiefs of Police

WYOMING DEPARTMENT OF
TRANSPORTATION – Highway Safety Program

**EVALUATION OF ALCOHOL FACTORS
IN CUSTODIAL ARRESTS IN THE STATE OF WYOMING**

November 2007

This evaluation project was conducted by the Wyoming Association of Sheriffs and Chiefs of Police with Federal 402 Highway Safety funds received from a grant from the Wyoming Department of Transportation - Project No. HS00107.

TABLE OF CONTENTS

1. EXECUTIVE SUMMARY..... 2 - 3

2. INTRODUCTION..... 4

3. SIGNIFICANT STATISTICS AND FINDINGS 5 - 6

4. PROJECT DESIGN and IMPLEMENTATION..... 7

5. DATA COLLECTION 7 - 8

6. DATA/STATISTICS 8 - 38

 Table – Number of Arrests and Percentages 9-10

 Pie Chart – Methamphetamine, Alcohol and Other Drugs 11

 Bar Graph – Alcohol Arrests Percentages 12

 Tables – Felony/Misdemeanor Arrests Involving Alcohol 13-17

 – Alcohol Involvement by Category of Arrest

 Bar Graph – Public Intoxication Arrests by County 18

 Bar and Pie Graphs – DUI statistics 19-24

 Pie Graphs – Traffic Crash Statistics 25-26

 Tables and Bar Graphs – Juvenile Statistics 27-32

 Pie Graph – Where Minors Obtain Alcohol 33

 Table – Natrona County Statistics (Sample County Statistics) 34-37

 Table – Total reports compared to Actual Custodial Arrests 38

7. ACKNOWLEDGEMENTS 39

8. ATTACHMENTS 40 - 44

 A - Sample Reporting Form

 B - BAC Educational Guide – Males

 C – BAC Educational Guide - Females

 D - Project Manager Vita

EXECUTIVE SUMMARY

This report contains alcohol-related information collected in all twenty-three counties in Wyoming for a period of six-months (April 1 through September 30, 2007) by the Wyoming Association of Sheriffs and Chiefs of Police. Information was collected from a total of 11,591 persons who were arrested and subsequently detained in a county detention facility. The alcohol-related arrest data contained in this report provides a detailed, statistical picture of the impact of alcohol abuse on crime in Wyoming. Listed below are a few of the significant findings in this report.

- Alcohol was involved in 68.54% of all custodial arrests.
- Alcohol was involved in 85.07% of all misdemeanor arrests.
- Arrests for public intoxication accounted for 9.27% of all arrests.
- The average blood alcohol content for persons arrested for public intoxication was 0.2513.
- Methamphetamine was involved in 1.97% of the 11,591 reported arrests.
- “Other drugs” were involved in 7.87% of the reported arrests.
- Driving under the influence arrests accounted for 31.4% of all arrests.
- The average reported blood alcohol content for DUI arrests statewide was 0.1529.¹
- 45% of persons arrested for DUI had a reported BAC level above 0.16; and 10% had a BAC of 0.240 or greater.
- The average reported BAC for 675 females arrested for DUI was 0.1554.
- The average reported BAC for 2,935 males arrested for DUI was 0.1608.
- The average reported BAC for 404 persons who were arrested for DUI after being involved in a traffic crash was 0.1628.

¹ In Wyoming, a person driving with a blood alcohol content of 0.08 is legally presumed to be impaired.

Evaluation of Alcohol Factors in Wyoming Custodial Arrests - 2007

Executive Summary (continued)

The high percentage of alcohol-involved arrests, the inordinate number of arrests for public intoxication and driving under the influence, and the high levels of blood alcohol content recorded for this six-month period in 2007 equals or surpasses the statistics that were recorded in 2006².

In order to grasp the significance of these statistics, it should be noted that a physically fit male who weighs 180 pounds would have to consume at least seven drinks in one hour in order to achieve a BAC of 0.15 – a female weighing 120 pounds would have to consume five drinks in one hour. Please refer to the Alcohol Impairment Educational Guides for males and females in the Attachments Section of this report for information about the level of impairment for other body weights and drinks consumed.

The statistics in this report provide evidence of the high level of alcohol abuse statewide. The high percentage of alcohol involved arrests (68.54%), the inordinate number of arrests for public intoxication and the high levels of BAC recorded for these individuals (average BAC – 0.2513) appear to validate the concerns expressed by Wyoming residents in a recent statewide public opinion survey³.

This executive summary provides just a few highlights from all the data that is included in this report. This report includes statewide statistics and averages, along with comparisons of county statistics in specific categories. In addition, there are approximately one hundred pages of data included in a supplemental report that provides county, community and local law enforcement agency specific statistics. A careful review of both reports is essential in order to gain a more complete perspective of the impact of alcohol on crime in the state of Wyoming.

² Evaluation of Alcohol Factors in Custodial Arrests in the State of Wyoming, Wyoming Association of Sheriffs and Chiefs of Police, June 2007

³ Wyoming Alcohol Use Issues Survey, Wyoming Survey & Analysis Center, October 2006

INTRODUCTION

The Wyoming Association of Sheriffs and Chiefs of Police has been collecting and evaluating alcohol-related data in custodial arrests in Wyoming since 2005. This effort was undertaken by the Association and has been funded by the Wyoming Department of Transportation – Highway Safety Program since its inception for the expressed purpose of formulating effective enforcement strategies aimed at reducing the number of alcohol related crimes and traffic crashes in Wyoming.

A baseline of alcohol-related arrest data was established for this six-month time period in all twenty-three counties as a result of the collection efforts in 2006. The process for collecting the data has been refined each year since inception to ensure more complete and accurate reporting. The data fields selected for collection and analysis have been standardized as well.

The information collected from a total of 11,591 persons who were arrested and subsequently detained in a detention facility in the participating counties during the six-month project period in 2007 (April through September) confirmed what law enforcement officers who patrol the highways and who respond to calls for service in Wyoming already knew from experience – that alcohol is a major contributing factor in situations that result in someone going to jail. The following section of this report provides a few of the noteworthy alcohol-related statistics and findings.

SIGNIFICANT STATISTICS AND FINDINGS

The high percentage of alcohol-involved arrests in Wyoming, the inordinate number of arrests for public intoxication and driving under the influence, and the reported high level of blood alcohol content equaled or surpassed the statistics recorded in 2006. The statistics contained in this report should prompt further discussion and analysis by local law enforcement, citizens and state/community leaders.

Detailed charts and graphs of this data are provided in the Data/Statistics section of this report. The number and percentage of arrests are provided for every listed category of concern on a statewide basis, as well as by county and by law enforcement agency for more in-depth comparison purposes. Listed below are a few of the noteworthy alcohol-related statistics and findings in this report.

- **Alcohol was a factor in 68.54% of the custodial arrests in Wyoming.**
 - Counties with significantly higher statistics:
 - Weston – 83.78%
 - Hot Springs – 84.68%
 - Niobrara – 92.31%

- **Alcohol was involved in 85.07% of the misdemeanor arrests.**

- **Arrests for Public Intoxication accounted for 9.27% of all arrests statewide.**
(The statewide average does not include 1372 persons who were admitted into the Fremont County Alcohol Crisis Center for public intoxication)
 - Counties with significantly higher statistics:
 - Sweetwater – 20.53%
 - Teton – 26.69%

- **The average blood alcohol content for all persons arrested for public intoxication was 0.2513.**

- **Methamphetamine was involved in 1.97% of the 11,591 arrests statewide.**
 - Counties with significantly higher statistics:
 - Sweetwater – 5.04%

- **“Other” drugs were involved in 7.87% of the reported arrests statewide.**
 - Counties with significantly higher statistics:
 - Sweetwater – 12.97%
 - Platte – 17.11%
 - Hot Springs – 20.97%

Significant Statistics and Findings (continued)

- **Driving under the influence (DUI) arrests accounted for 31.4% of all arrests statewide.**
 - Counties with significantly higher statistics:
 - Hot Springs – 67.74%
 - Weston – 64.86%
 - Niobrara – 61.54%
- **The average blood alcohol content (BAC) reported for 3,640 persons arrested for driving under the influence statewide was 0.1529.**
 - Counties with significantly higher statistics:
 - Johnson – 0.2082
 - Weston – 0.1746
 - Converse – 0.1743
- **45% of the persons arrested for driving under the influence had average blood alcohol content above 0.16.**
 - 10% had a BAC of 0.24 or greater
 - 12% had a BAC between 0.20 and 0.239
 - 23% had a BAC between 0.16 and 0.199
- **The average BAC reported for 404 traffic crashes that involved alcohol was 0.1628.**
- **9% of all persons arrested for driving under the influence (DUI) were under the age of 21.**
- **Juveniles accounted for 1% of the arrests statewide.**
 - It should be noted that the data in this report does not represent a complete accounting of juvenile arrests as these arrests often do not result in detention in a county facility.
- **40% of the juvenile arrests involved alcohol.**
- **Less than 1% of the juvenile arrests involved methamphetamine.**
- **15.71% of the juvenile arrests involved “other” drugs.**
- **Minors arrested for alcohol-related offenses reported obtaining alcohol at:**
 - Party – 39%
 - Home – 31%
 - Bar – 17%
 - Liquor Store – 12%
 - Drive-up – 3%

PROJECT DESIGN AND IMPLEMENTATION

The Wyoming Association of Sheriffs and Chiefs of Police contracted with Johnson and Associates, a Wyoming based management consulting firm, to manage and staff this project – to create the master database, to collect and input data, to make presentations to select groups and to author the final report. The Association had also contracted with Johnson and Associates to manage and staff the previous projects in 2005 and 2006.

A task force comprised of administrators and detention facility personnel from each of the county law enforcement agencies involved in the initial data collection efforts in 2005 determined the scope and intent of the project and provided specific direction for its implementation. In the following years, all law enforcement and detention facility administrators in the state were involved in deciding the appropriate fields for collection of data, selecting the subject areas that would be targeted for analysis and refining the process and procedures for collecting the information.

A supply of reporting forms and self-addressed stamped envelopes were provided to all detention facilities in the state - along with an instruction sheet for processing the completed reporting forms. In addition, all detention facility personnel who were assigned the responsibility to oversee their agencies' data collection were provided individual orientations. All completed reporting forms were submitted to Johnson and Associates for data entry on a weekly basis.

The master database for this project was created using Microsoft Access in a manner that will allow “harvesting” of additional information in the future should a need or particular area of interest arise. The data in this report is presented by “county” and by “department,” by actual numbers and percentages, and by various categories of interest. The information was assembled in this manner in order to assist law enforcement administrators, as well as community leaders, to better analyze the information and to facilitate follow-up inquiries of notable concerns.

DATA COLLECTION

A one-page reporting form consisting of fill-in or checked boxes was constructed and refined during the course of this project. It is estimated that the form requires the booking and/or arresting officer two-to-three minutes to fill out during the book-in process. Specific information that was collected during the book-in process include: type of offense, whether alcohol was involved; whether drugs were involved; location of last consumption and point of sale; known blood alcohol content levels for arrests involving public intoxication, driving under the influence and minors in possession; and demographic information. (Please refer to page 40 for a sample of the reporting form)

Data Collection (continued)

A total of 11,591 reporting forms were submitted by the twenty-three county detention facilities and the Fremont County Alcohol Crisis Center during the six-month data collection period April 1 through September 30, 2007. Although officers were instructed to complete a form for every person booked into the detention facility, it did not always happen. An independent review of department book-in records revealed that there were a total of 13,910 persons booked in to all detention facilities during that period – for a statewide reporting average of 83.3%. (Please refer to page 38 of this report for the monthly comparison of reports received to actual arrests - and for a listing of all county reporting percentages) Only “field” arrests resulting in a person being booked into a detention facility have been tabulated – these “field” arrests totaled 11,591.

DATA /STATISTICS

All information contained in the reporting forms that were submitted by the participating counties was entered into a master data base by week and by month. This information was subsequently assembled by category, by county, and by department in order to facilitate appropriate comparisons and further analysis.

A detailed breakdown of information for each county is available in a separate Supplemental Report.⁴ A sample of the county statistics is included in this report. Natrona County was selected as the sample to be included as this county generated the greatest number of arrest statistics.

The alcohol-related arrest data in this report is presented in a series of tables and graphs:

- ❖ Tables – Number of Arrests and Percentages
- ❖ Pie Chart – Methamphetamine, Alcohol and Other Drugs
- ❖ Bar Graphs – Alcohol Arrests Percentages
- ❖ Tables – Felony/Misdemeanor Arrests Involving Alcohol
- ❖ Bar Graphs – Alcohol Involvement by Category of Arrest
- ❖ Pie Graphs – Traffic Crash Statistics
- ❖ Tables and Bar Graphs – Juvenile Statistics
- ❖ Pie Graph – Where Minors Obtain Alcohol
- ❖ Table – Natrona County Statistics (Sample County Statistics)
- ❖ Table – Total reports compared to Actual Custodial Arrests

⁴ A PDF of this Supplemental Report can be downloaded from the following websites: <http://wascop.org>
<http://wfli.org>

Statewide Arrests
April 1, 2007 - September 30, 2007

Numbers by County

County	Total Offenses	Misde-meanor	Felony	Domestic Violence	Resist Arrest	Assault	Public Intox	Alcohol Involved	DUI	Meth Involved	Drugs Involved	Average Age
STATE OF WY *	11591	9861	861	405	137	233	1075	7944	3640	228	912	33.45
Albany	392	348	22	6		2	18	264	186	2	27	28.20
Big Horn	125	113	14	16	2	14	14	93	49	3	15	34.21
Campbell	725	652	53	22	2	8	57	582	378	17	43	31.97
Carbon	470	410	54	17	9	24	9	278	195	7	51	32.43
Converse	290	232	35	17	2	10	7	181	107	6	28	31.91
Crook	115	105	3	4	4	4	7	90	70	2	3	35.00
FCACC	1417	1174		2	5	1	1372	1370	29	5	26	40.12
Fremont	511	432	26	15	20	15	43	396	246	3	32	31.57
Goshen	96	81	7	16	5	2	10	58	38	2	9	33.60
Hot Springs	124	107	3	14	1	2	9	105	84		26	35.13
Johnson	163	137	12	4		3	15	103	66	1	13	34.38
Laramie	880	716	117	57	9	12	53	545	230	19	70	33.47
Lincoln	190	159	18	13	4	5	10	128	78	5	32	31.83
Natrona	2389	2075	199	47	23	34	250	1230	440	54	173	32.38
Niobrara	13	9	1	1	2	1	1	12	8			35.31
Park	349	294	31	13	5	3	32	260	151	2	24	31.14
Platte	263	224	25	14	4	19	11	195	86	7	45	28.28
Sheridan	522	423	27	20	7	10	41	389	259	6	37	34.50
Sublette	253	206	20	9	3	6	26	138	70	2	14	34.31
Sweetwater	1349	1116	141	60	23	36	277	812	414	68	175	31.77
Teton	502	457	22	18	1	6	134	405	250	4	36	34.06
Uinta	285	254	17	11	3	6	32	176	110	10	18	33.21
Washakie	131	103	14	7	3	6	19	103	72	2	12	31.05
Weston	37	34		2		4		31	24	1	3	37.85

* Statewide totals for Public Intoxication do not included FCACC book-ins.

Statewide Arrests
April 1, 2007 - September 30, 2007

Percents by County **

County	Total Offenses	Misde-meanor	Felony	Domestic Violence	Resist Arrest	Assault	Public Intox	Alcohol Involved	DUI	Meth Involved	Drugs Involved
STATE OF WY *	11591	85.07%	7.43%	3.49%	1.18%	2.01%	9.27%	68.54%	31.40%	1.97%	7.87%
Albany	392	88.78%	5.61%	1.53%		0.51%	4.59%	67.35%	47.45%	0.51%	6.89%
Big Horn	125	90.40%	11.20%	12.80%	1.60%	11.20%	11.20%	74.40%	39.20%	2.40%	12.00%
Campbell	725	89.93%	7.31%	3.03%	0.28%	1.10%	7.86%	80.28%	52.14%	2.34%	5.93%
Carbon	470	87.23%	11.49%	3.62%	1.91%	5.11%	1.91%	59.15%	41.49%	1.49%	10.85%
Converse	290	80.00%	12.07%	5.86%	0.69%	3.45%	2.41%	62.41%	36.90%	2.07%	9.66%
Crook	115	91.30%	2.61%	3.48%	3.48%	3.48%	6.09%	78.26%	60.87%	1.74%	2.61%
FCACC	1417	82.85%		0.14%	0.35%	0.07%	96.82%	96.68%	2.05%	0.35%	1.83%
Fremont	511	84.54%	5.09%	2.94%	3.91%	2.94%	8.41%	77.50%	48.14%	0.59%	6.26%
Goshen	96	84.38%	7.29%	16.67%	5.21%	2.08%	10.42%	60.42%	39.58%	2.08%	9.38%
Hot Springs	124	86.29%	2.42%	11.29%	0.81%	1.61%	7.26%	84.68%	67.74%		20.97%
Johnson	163	84.05%	7.36%	2.45%		1.84%	9.20%	63.19%	40.49%	0.61%	7.98%
Laramie	880	81.36%	13.30%	6.48%	1.02%	1.36%	6.02%	61.93%	26.14%	2.16%	7.95%
Lincoln	190	83.68%	9.47%	6.84%	2.11%	2.63%	5.26%	67.37%	41.05%	2.63%	16.84%
Natrona	2389	86.86%	8.33%	1.97%	0.96%	1.42%	10.46%	51.49%	18.42%	2.26%	7.24%
Niobrara	13	69.23%	7.69%	7.69%	15.38%	7.69%	7.69%	92.31%	61.54%		
Park	349	84.24%	8.88%	3.72%	1.43%	0.86%	9.17%	74.50%	43.27%	0.57%	6.88%
Platte	263	85.17%	9.51%	5.32%	1.52%	7.22%	4.18%	74.14%	32.70%	2.66%	17.11%
Sheridan	522	81.03%	5.17%	3.83%	1.34%	1.92%	7.85%	74.52%	49.62%	1.15%	7.09%
Sublette	253	81.42%	7.91%	3.56%	1.19%	2.37%	10.28%	54.55%	27.67%	0.79%	5.53%
Sweetwater	1349	82.73%	10.45%	4.45%	1.70%	2.67%	20.53%	60.19%	30.69%	5.04%	12.97%
Teton	502	91.04%	4.38%	3.59%	0.20%	1.20%	26.69%	80.68%	49.80%	0.80%	7.17%
Uinta	285	89.12%	5.96%	3.86%	1.05%	2.11%	11.23%	61.75%	38.60%	3.51%	6.32%
Washakie	131	78.63%	10.69%	5.34%	2.29%	4.58%	14.50%	78.63%	54.96%	1.53%	9.16%
Weston	37	91.89%		5.41%		10.81%		83.78%	64.86%	2.70%	8.11%

* Statewide totals for Public Intoxication do not included FCACC book-ins.

** Total percents may not equal 100 due to lack of information, or a single arrest involving multiple crimes.

Felony Arrests Involving Alcohol

Number and percent of felony arrests which involved alcohol. List is sorted in ascending order by percent of felony arrests which involved alcohol.

County	Number of Felony Arrests	Number of Felony Arrests which Involved Alcohol	Percent of Felony Arrests which Involved Alcohol
Goshen	7	0	0.00
Laramie	117	11	9.40
Uinta	17	2	11.76
Sublette	20	3	15.00
Albany	22	4	18.18
Sweetwater	141	28	19.86
Lincoln	18	4	22.22
Sheridan	27	6	22.22
Natrona	199	51	25.63
Teton	22	6	27.27
Converse	35	10	28.57
Campbell	53	17	32.08
Crook	3	1	33.33
Johnson	12	4	33.33
Big Horn	14	5	35.71
Carbon	54	22	40.74
Park	31	13	41.94
Fremont	26	11	42.31
Platte	25	13	52.00
Washakie	14	8	57.14
Hot Springs	3	3	100.00
Niobrara	1	1	100.00
State of Wyoming	861	223	25.90

Misdemeanor Arrests Involving Alcohol

Number and percent of misdemeanor arrests which involved alcohol. List is sorted in ascending order by percent of misdemeanor arrests which involved alcohol.

County	Number of Misdemeanor Arrests	Number of Misdemeanor Arrests which Involved Alcohol	Percent of Misdemeanor Arrests which Involved Alcohol
Natrona	2,075	1,120	53.98
Sublette	206	120	58.25
Sweetwater	1,116	688	61.65
Carbon	410	254	61.95
Goshen	81	51	62.96
Uinta	254	168	66.14
Johnson	137	91	66.42
Converse	232	157	67.67
Laramie	716	502	70.11
Albany	348	244	70.11
Lincoln	159	116	72.96
Platte	224	174	77.68
Park	294	229	77.89
Sheridan	423	332	78.49
Big Horn	113	89	78.76
Crook	105	83	79.05
Fremont	432	343	79.40
Teton	457	375	82.06
Weston	34	28	82.35
Washakie	103	86	83.50
Campbell	652	549	84.20
Hot Springs	107	91	85.05
FCACC	1,174	1,149	97.87
Niobrara	9	9	100.00
State of Wyoming	9,861	7,048	71.47

* Excluding Fremont County Alcohol Crisis Center Public Intoxication book-ins

Assault Arrests Involving Alcohol

Number and percent of assault arrests which involved alcohol. List is sorted in ascending order by percent of assault arrests which involved alcohol.

County	Number of Assault Arrests	Number of Assault Arrests which Involved Alcohol	Percent of Assault Arrests which Involved Alcohol
Albany	2	0	0.00
Goshen	2	0	0.00
Niobrara	1	0	0.00
Sublette	6	2	33.33
Converse	10	4	40.00
Big Horn	14	7	50.00
Sweetwater	36	18	50.00
Washakie	6	3	50.00
Weston	4	2	50.00
Laramie	12	7	58.33
Natrona	34	22	64.71
Johnson	3	2	66.67
Uinta	6	4	66.67
Platte	19	14	73.68
Carbon	24	18	75.00
Lincoln	5	4	80.00
Sheridan	10	8	80.00
Teton	6	5	83.33
Fremont	15	13	86.67
Campbell	8	7	87.50
Crook	4	4	100.00
FCACC	1	1	100.00
Hot Springs	2	2	100.00
Park	3	3	100.00
State of Wyoming	233	150	64.38

Domestic Violence Arrests Involving Alcohol

Number and percent of domestic violence arrests which involved alcohol. List is sorted in ascending order by percent of domestic violence arrests which involved alcohol.

County	Number of Domestic Violence Arrests	Number of Domestic Violence Arrests which Involved Alcohol	Percent of Domestic Violence Arrests which Involved Alcohol
Weston	2	0	0.00
Sublette	9	3	33.33
Campbell	22	8	36.36
Washakie	7	3	42.86
Goshen	16	7	43.75
Uinta	11	5	45.45
Albany	6	3	50.00
Big Horn	16	8	50.00
Crook	4	2	50.00
Johnson	4	2	50.00
Sweetwater	60	30	50.00
Laramie	57	29	50.88
Sheridan	20	11	55.00
Natrona	47	27	57.45
Converse	17	10	58.82
Teton	18	11	61.11
Lincoln	13	8	61.54
Park	13	8	61.54
Fremont	15	12	80.00
Platte	14	12	85.71
Hot Springs	14	13	92.86
Carbon	17	16	94.12
FCACC	2	2	100.00
Niobrara	1	1	100.00
State of Wyoming	405	231	57.04

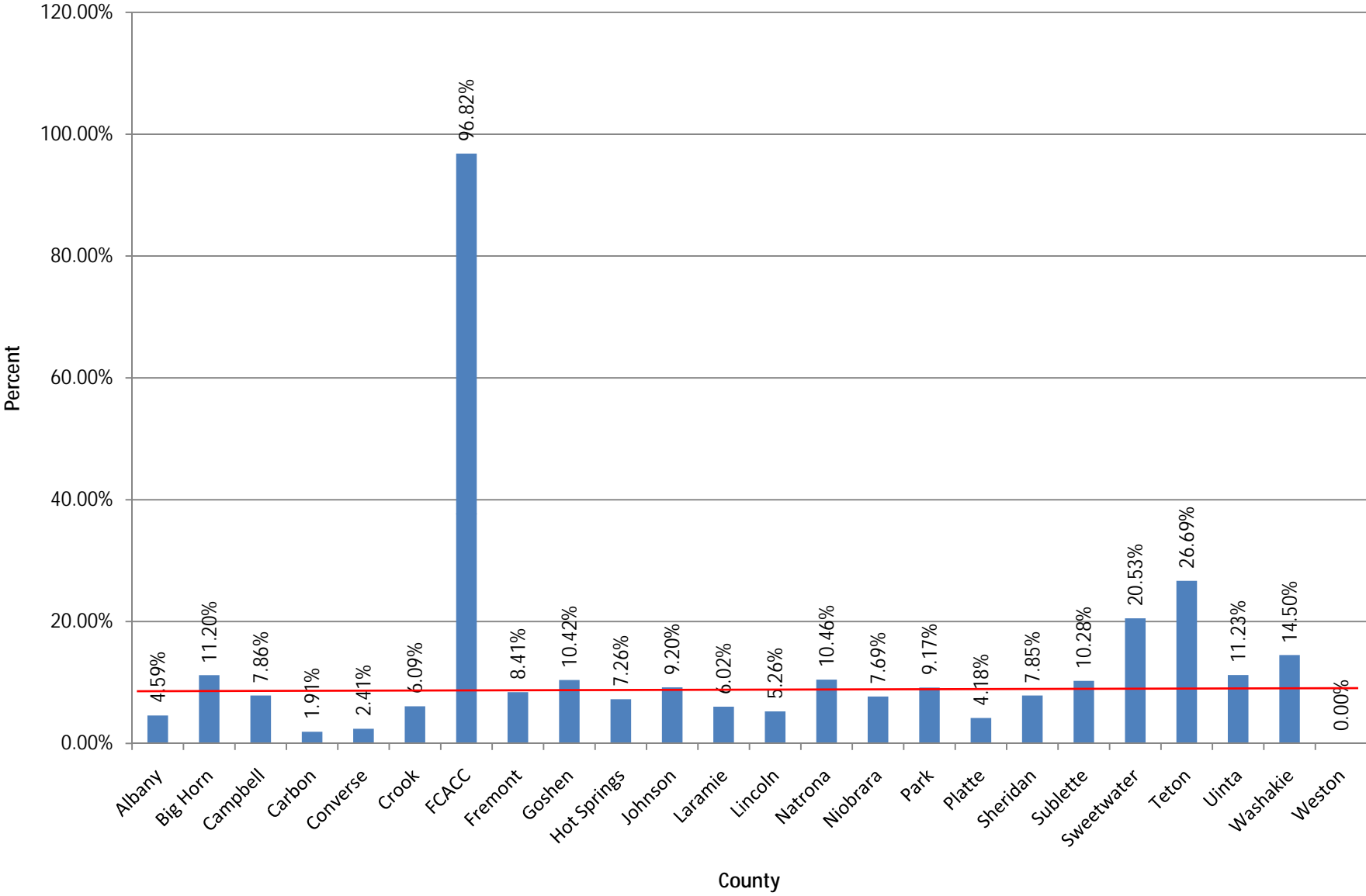
Resisting Arrest Charges Involving Alcohol

Number and percent of resisting arrest charges which involved alcohol. List is sorted in ascending order by percent of resisting arrest charges which involved alcohol.

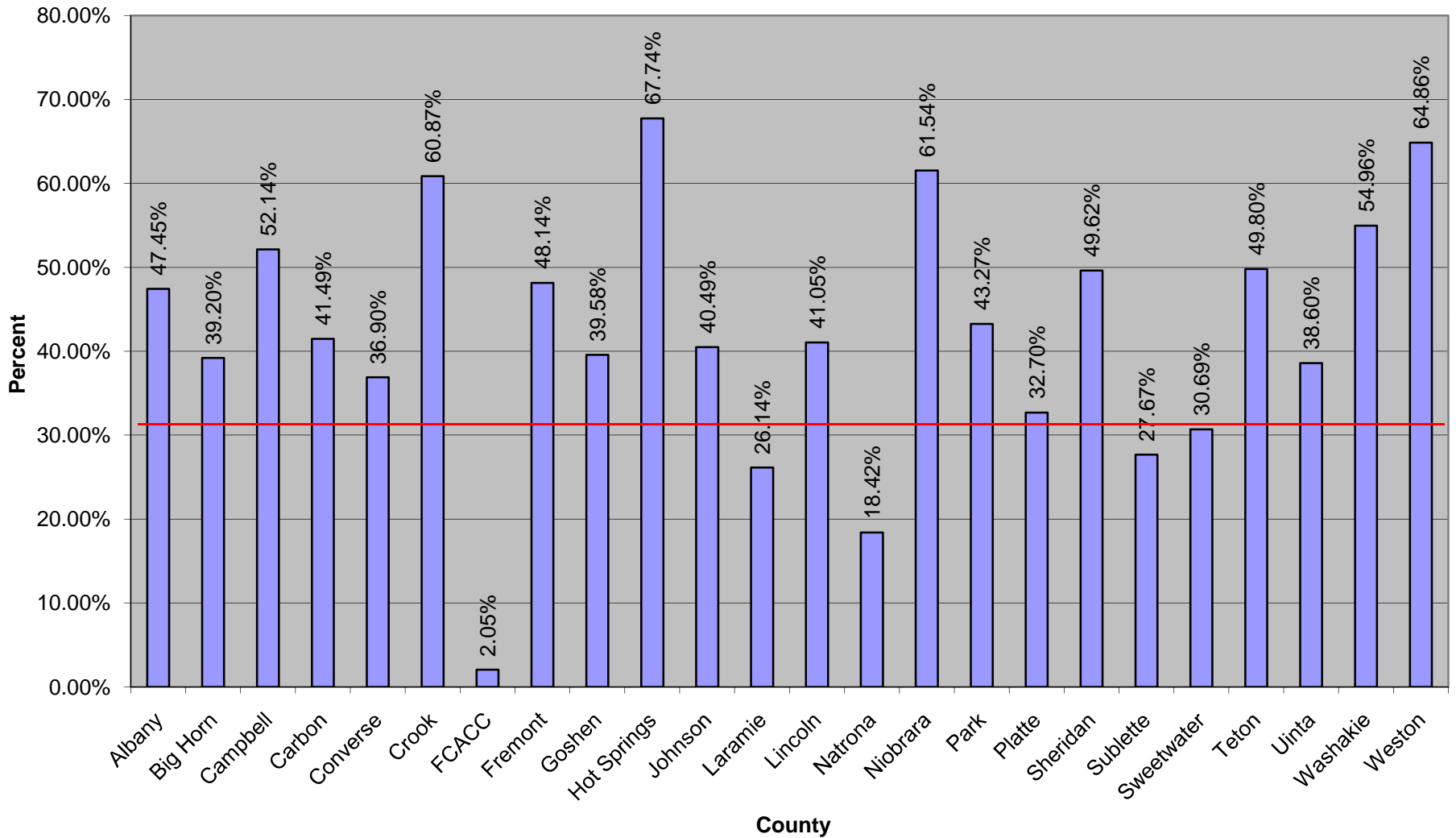
County	Number of Resisting Arrest Charges	Number of Resisting Arrest Charges which Involved Alcohol	Percent of Resisting Arrest Charges which Involved Alcohol
Campbell	2	1	50.00
Carbon	9	5	55.56
Sweetwater	23	14	60.87
Sublette	3	2	66.67
Washakie	3	2	66.67
Sheridan	7	5	71.43
Goshen	5	4	80.00
Park	5	4	80.00
Natrona	23	20	86.96
Big Horn	2	2	100.00
Converse	2	2	100.00
Crook	4	4	100.00
FCACC	5	5	100.00
Fremont	20	20	100.00
Hot Springs	1	1	100.00
Laramie	9	9	100.00
Lincoln	4	4	100.00
Niobrara	2	2	100.00
Platte	4	4	100.00
Teton	1	1	100.00
Uinta	3	3	100.00
State of Wyoming	137	114	83.21

Public Intoxication Arrests as a Percentage of All Arrests by County

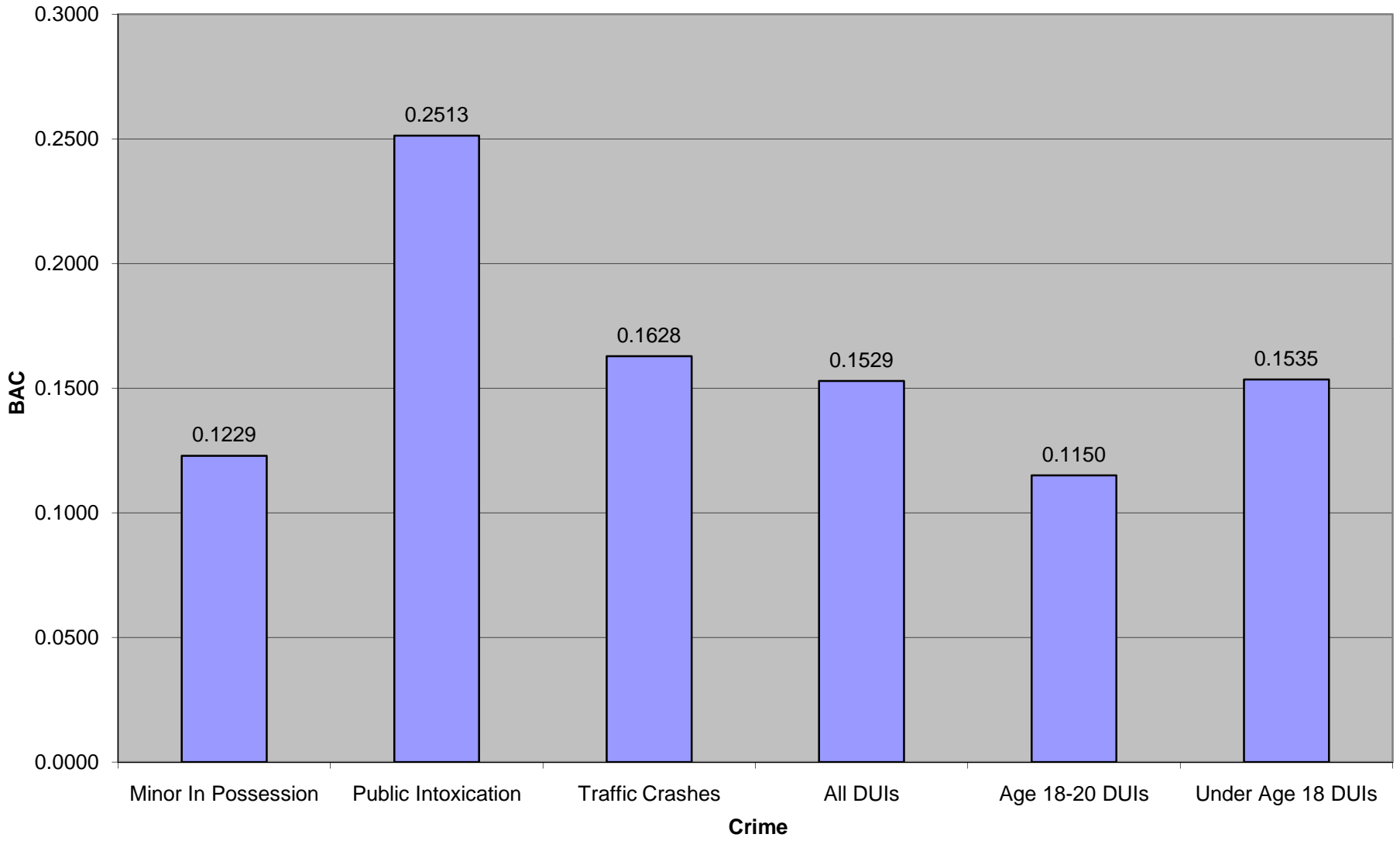
(Red line indicates statewide percent, excluding FCACC 8.09%)



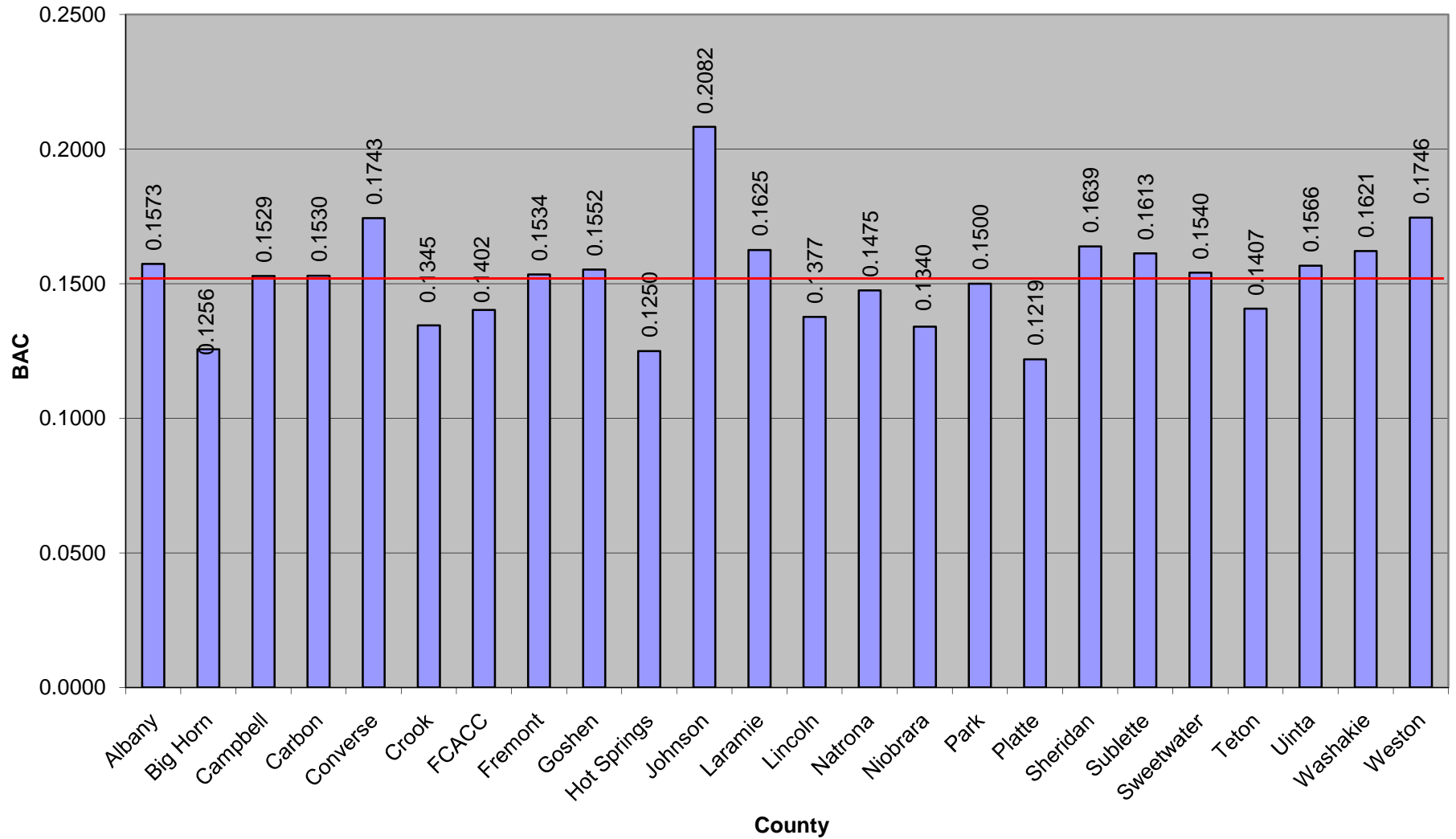
DUI Arrests as a Percentage of All Arrests by County (Red line indicates statewide percent - 31.40%)



Statewide Average BAC

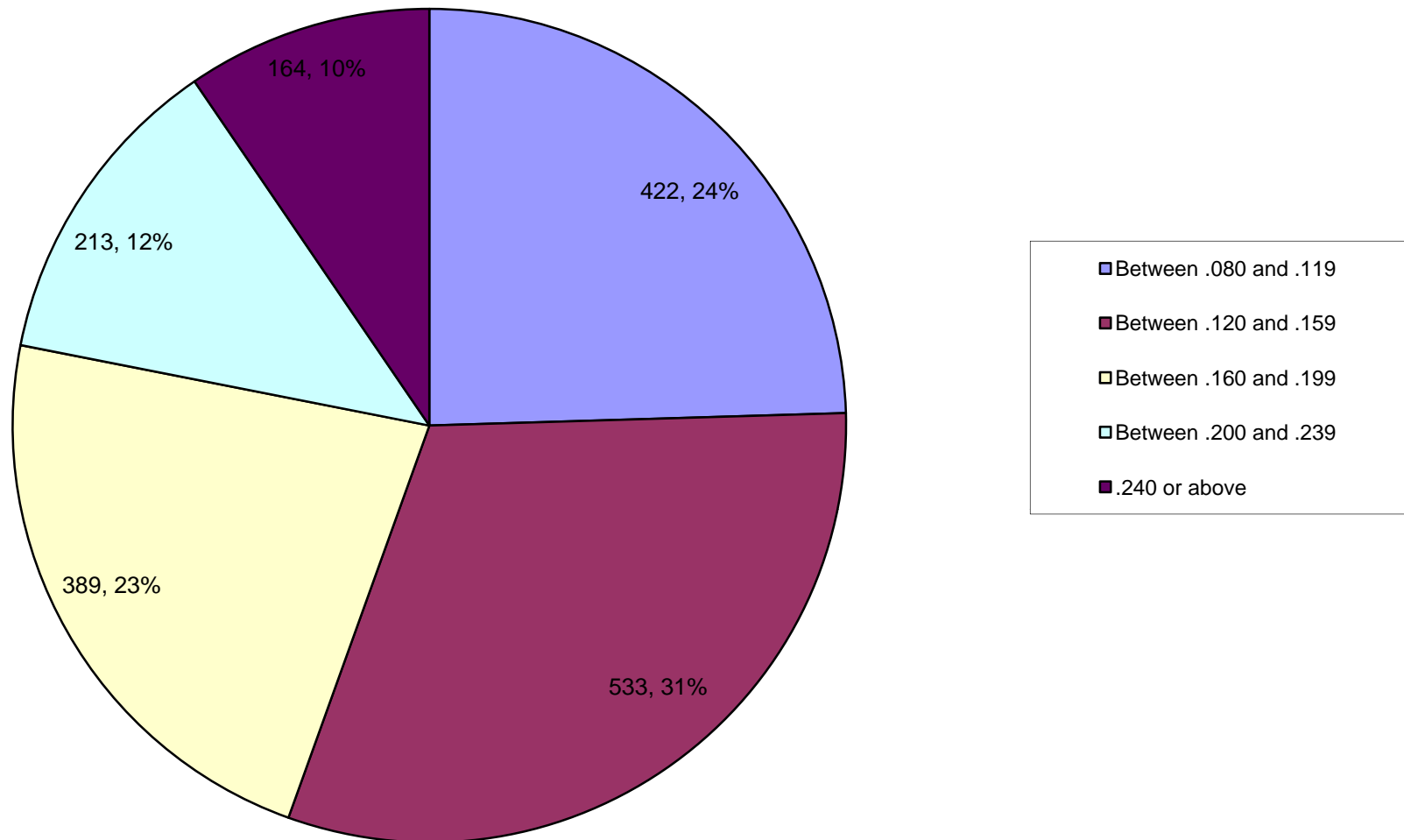


Average DUI BAC
(Red line indicates statewide average - 0.1529)



DUI Arrests with Reported BAC in each Range

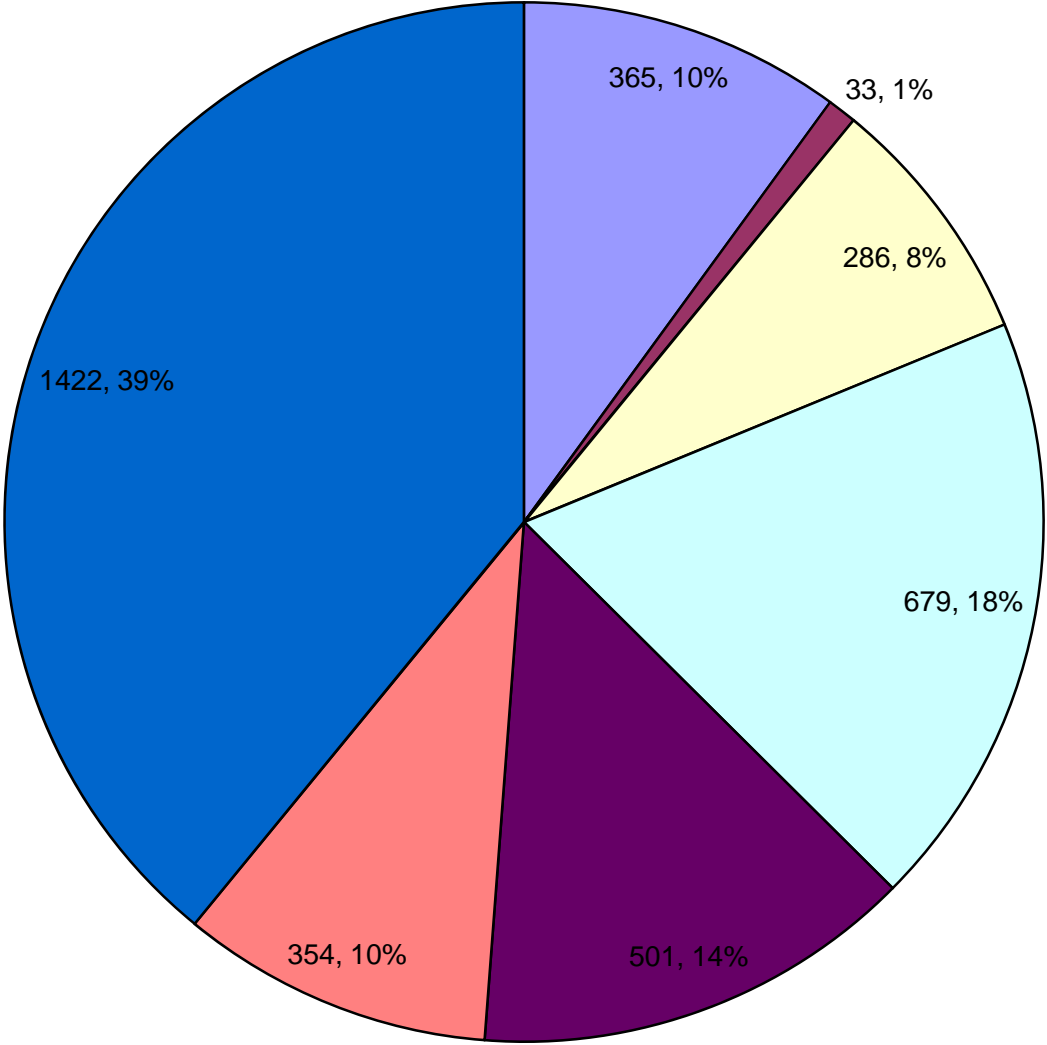
Number of DUI arrests with BAC in each range



3,460 DUI arrests statewide

Number of arrests in BAC ranges does not equal 3,460 because some DUI arrests did not report BAC

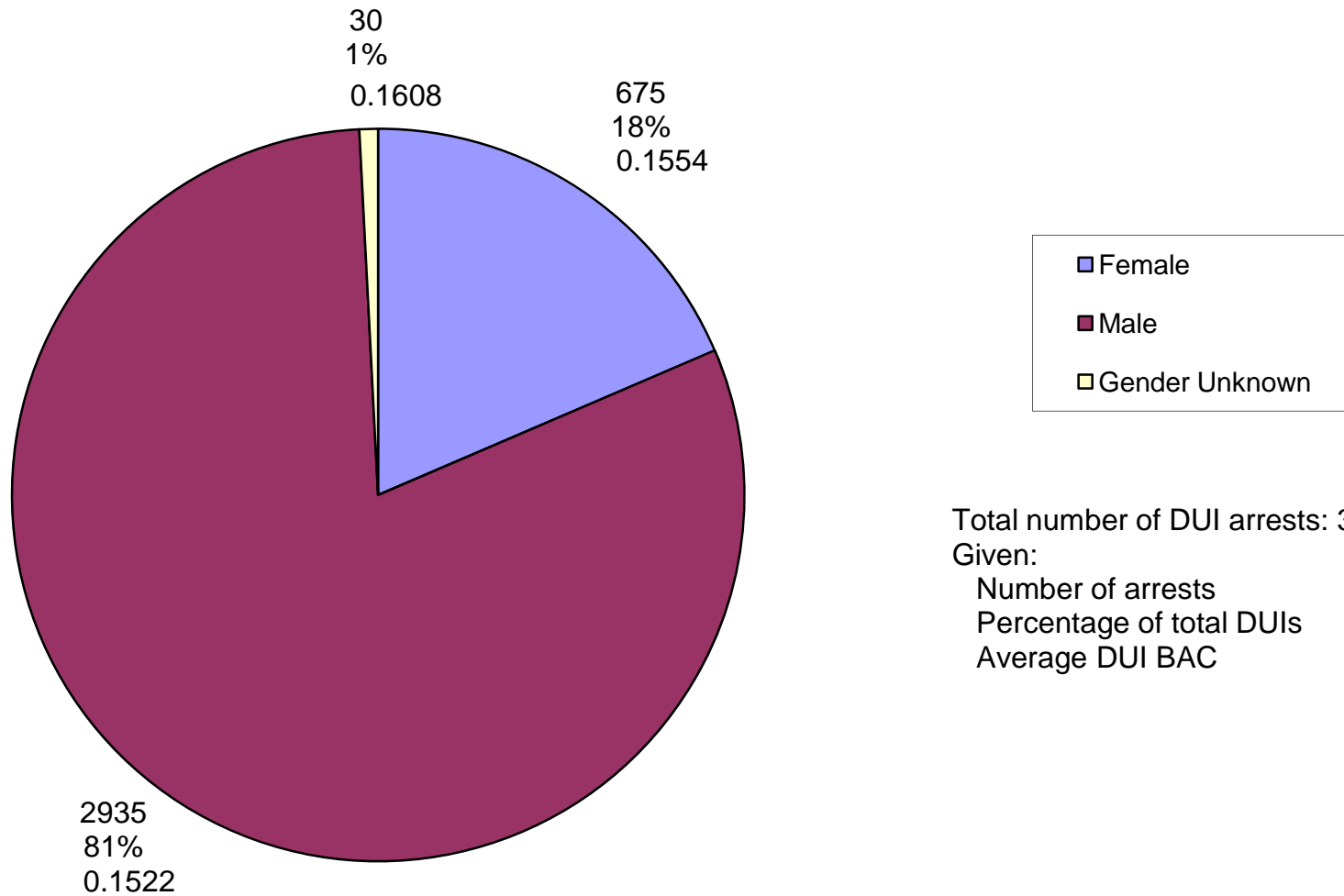
DUI Arrests by Age



- Unknown Age
- Under Age 18
- Age 18 to 20
- Age 21 to 25
- Age 26 to 30
- Age 31 to 35
- Age 36 or over

Total number of DUI arrests: 3,640
Given: number of DUI arrests, percentage of all DUI arrests

DUI BAC by Gender



Total number of DUI arrests: 3,640

Given:

Number of arrests

Percentage of total DUIs

Average DUI BAC

Statewide Juvenile Arrests
April 1, 2007 - September 30, 2007

Numbers by County

County	Total Offenses	Misde-meanor	Felony	Domestic Violence	Resist Arrest	Assault	Public Intox	Alcohol Involved	DUI	Meth Involved	Drugs Involved	Average Age
STATE OF WY *	140	111	18	2	4	6	7	56	33	1	22	16.08
Albany	4	4					1	3	3		1	16.25
Campbell	18	17	1					10	6		1	16.44
Carbon	15	12	1					6	5		2	16.13
Converse	9	6	3			1		1	1		1	16.56
Crook	1	1						1	1			17.00
FCACC	2	1					2	2				13.50
Fremont	34	30			2	2	5	18	8		2	15.65
Goshen	2	2										16.50
Laramie	2	2		1		1						14.50
Lincoln	7	4	3					3	2		3	16.29
Natrona	2		2									15.50
Park	9	7	1		1			4	3			16.44
Sublette	5	3		1		1						15.00
Sweetwater	29	21	6		1	1	1	8	4	1	12	16.41
Uinta	1	1	1									17.00

* Counties not listed did not report any juvenile arrests.

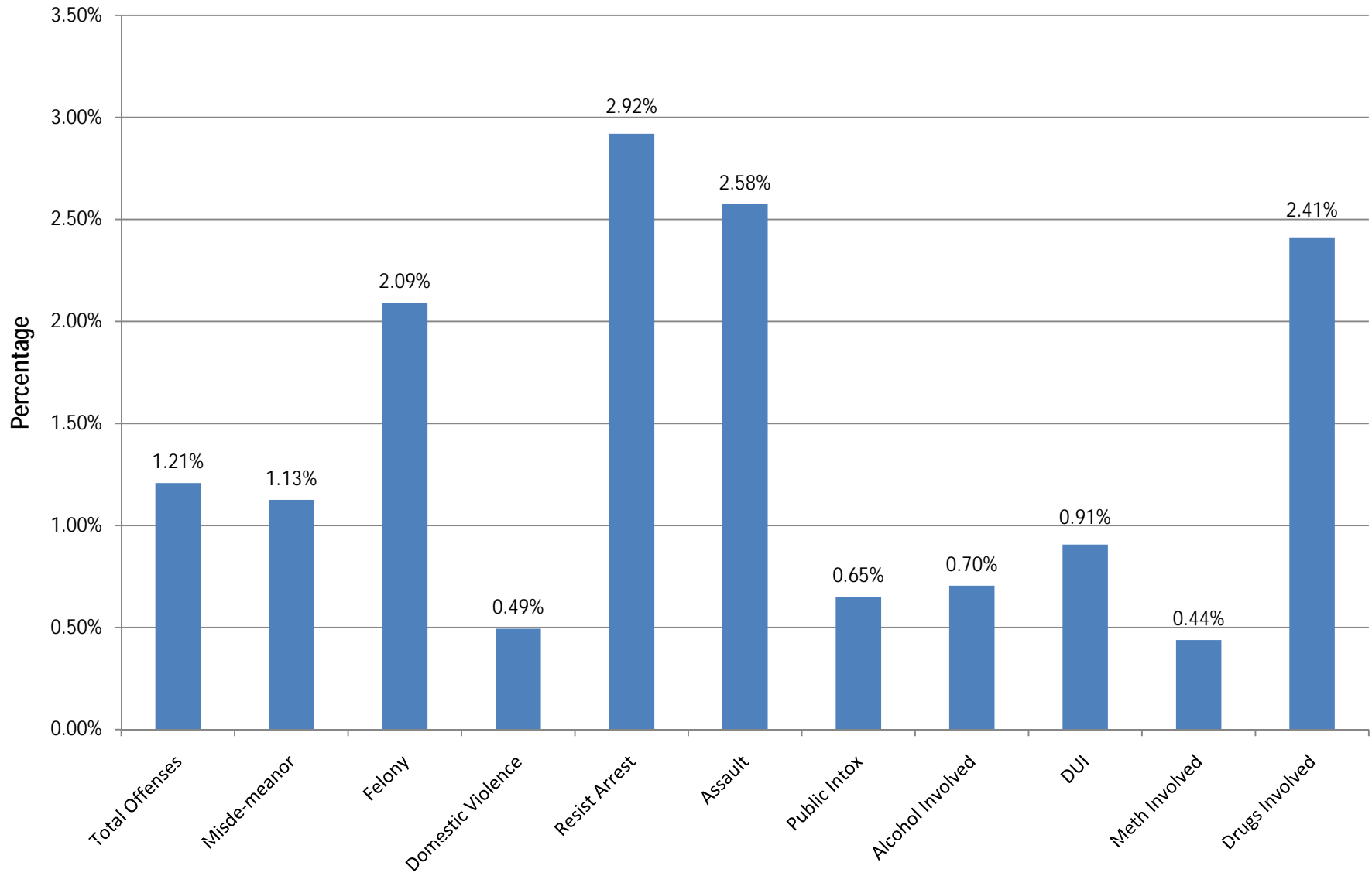
Statewide Juvenile Arrests
April 1, 2007 - September 30, 2007

Percents by County **

County	Total Offenses	Misde-meanor	Felony	Domestic Violence	Resist Arrest	Assault	Public Intox	Alcohol Involved	DUI	Meth Involved	Drugs Involved
STATE OF WY *	140	79.29%	12.86%	1.43%	2.86%	4.29%	5.00%	40.00%	23.57%	0.71%	15.71%
Albany	4	100.00%					25.00%	75.00%	75.00%		25.00%
Campbell	18	94.44%	5.56%					55.56%	33.33%		5.56%
Carbon	15	80.00%	6.67%					40.00%	33.33%		13.33%
Converse	9	66.67%	33.33%			11.11%		11.11%	11.11%		11.11%
Crook	1	100.00%						100.00%	100.00%		
FCACC	2	50.00%					100.00%	100.00%			
Fremont	34	88.24%			5.88%	5.88%	14.71%	52.94%	23.53%		5.88%
Goshen	2	100.00%									
Laramie	2	100.00%		50.00%		50.00%					
Lincoln	7	57.14%	42.86%					42.86%	28.57%		42.86%
Natrona	2		100.00%								
Park	9	77.78%	11.11%		11.11%			44.44%	33.33%		
Sublette	5	60.00%		20.00%	0.00%	20.00%					
Sweetwater	29	72.41%	20.69%		3.45%	3.45%	3.45%	27.59%	13.79%	3.45%	41.38%
Uinta	1	100.00%	100.00%								

* Total percents may not equal 100 due to lack of information, or a single arrest involving multiple crimes.

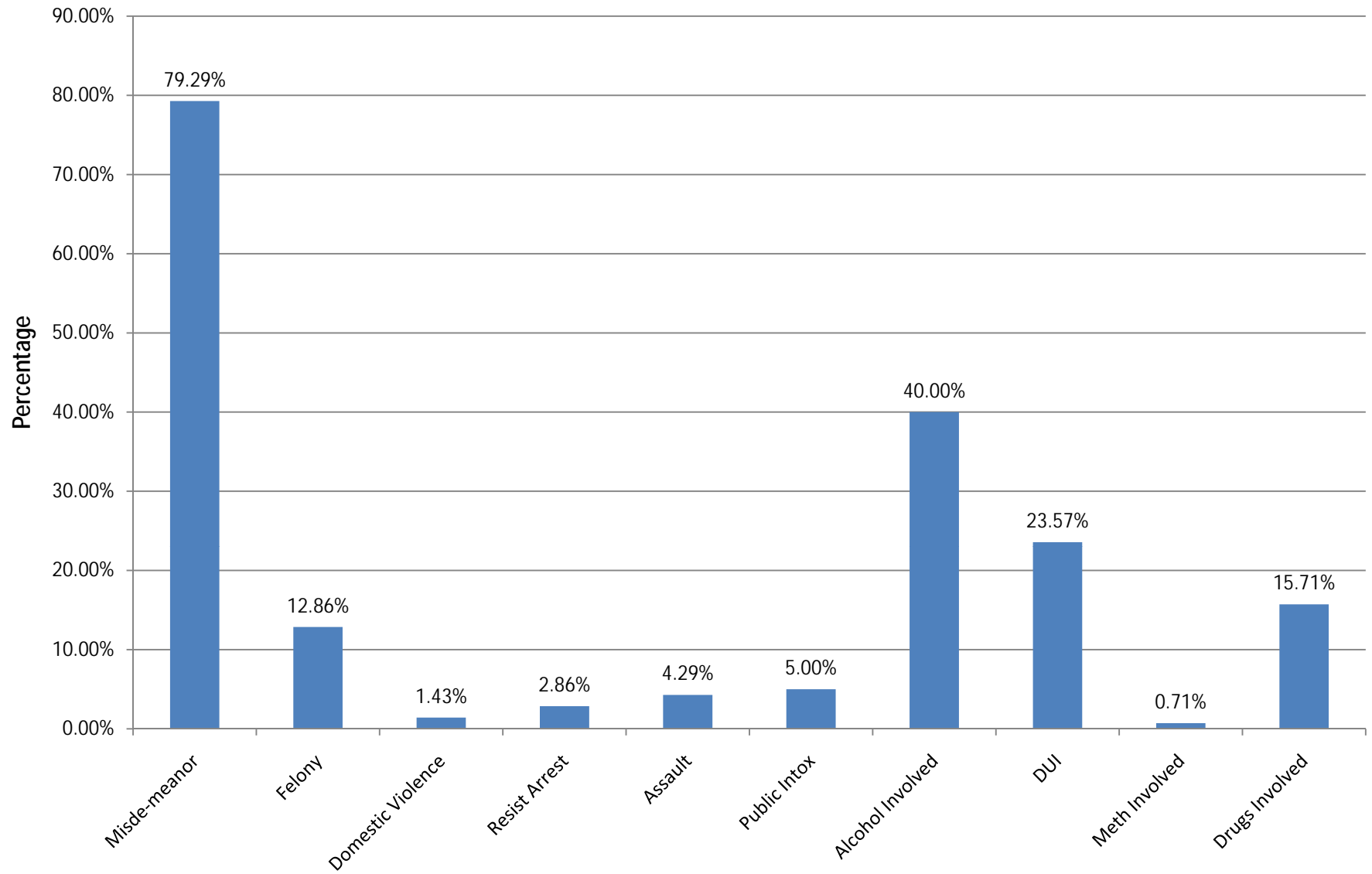
Juvenile Arrests as a Percent of Total Arrests by Crime



* Public Intox excludes Fremont County Alcohol Crisis Center

Crime

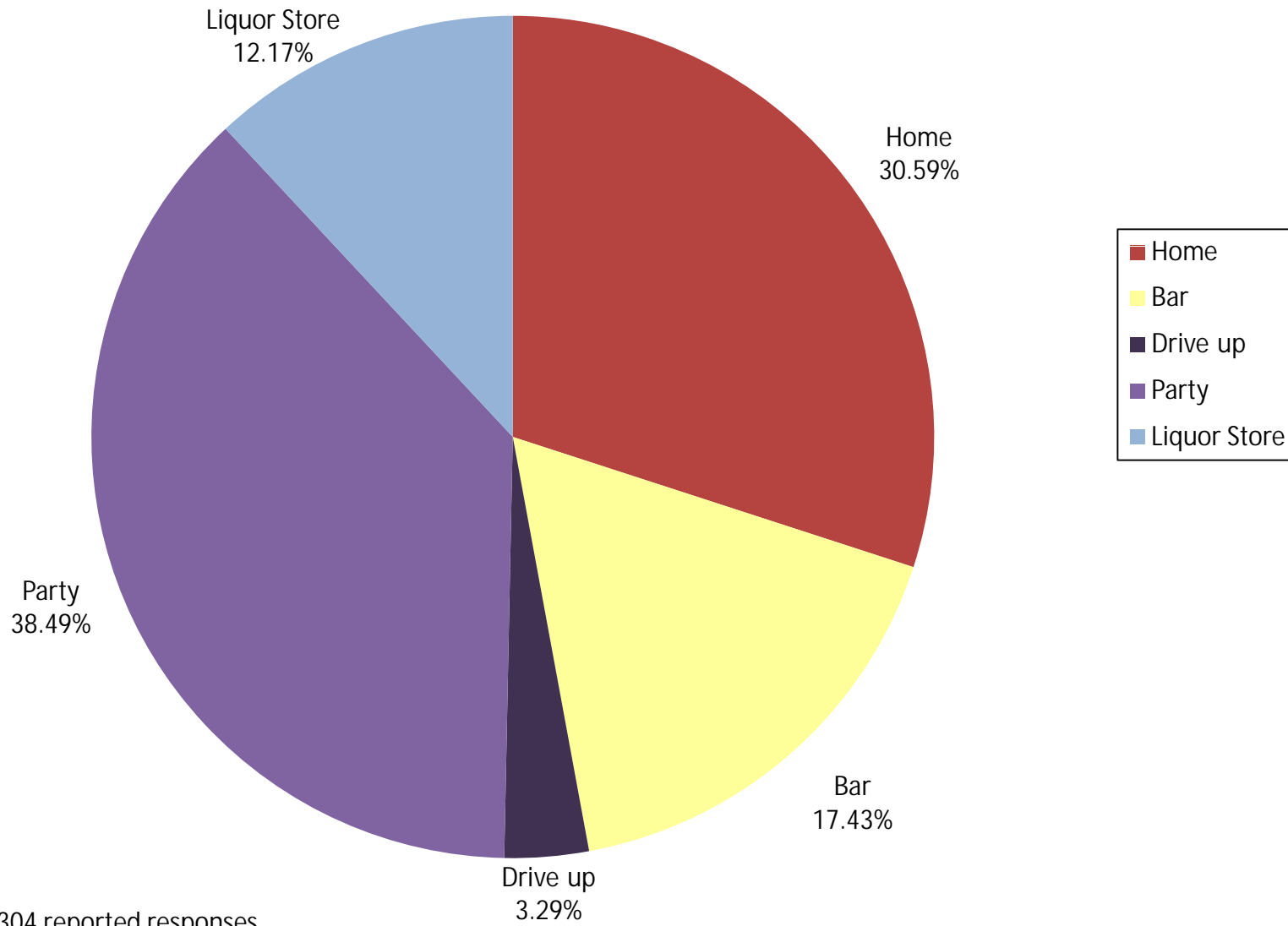
Crimes as a Percent of All Juvenile Arrests



Public Intox does not include Fremont County Alcohol Crisis Center

Crime

Where Minors Obtained Alcohol



Based on 304 reported responses .

Total does not equal 100% due to some respondents indicating more than one location.

MIP Arrests

County Department	DUI Offenses	MIP Arrests	% MIP to DUI	Average MIP BAC
Natrona County	381	37	9.71%	0.1048
Casper PD	214	29	13.55%	0.1050
DCI				
Evansville PD	10	3	30.00%	0.1300
Game & Fish	2			
Midwest PD				
Mills PD	38			
Natrona SO	54	2	3.70%	
Other	1			
State Parks				
USMS				
WHP	62	3	4.84%	0.0500

Meth, Drugs & Public Intoxication

County Department	Total Offenses	Meth Involved	Drugs Involved	Public Intox.	Pub. Intox. Ave. BAC
Natrona County	2389	54	173	250	0.1851
Casper PD	1529	19	92	213	0.2073
DCI	8	3	5		
Evansville PD	105	4	6	10	0.2100
Game & Fish	6				
Midwest PD	2				
Mills PD	237	18	33	21	0.0967
Natrona SO	344	8	25	3	0.1590
Other	9	1	1	1	
State Parks	1				
USMS	1				
WHP	147	1	11	2	

DUI Arrests

County Department	Total Offenses	DUI Offenses	% DUI Of Total	Ave. BAC
Natrona County	2389	381	15.95%	0.1475
Casper PD	1529	214	14.00%	0.1528
DCI	8			
Evansville PD	105	10	9.52%	0.1603
Game & Fish	6	2	33.33%	0.2000
Midwest PD	2			
Mills PD	237	38	16.03%	0.1170
Natrona SO	344	54	15.70%	0.1584
Other	9	1	11.11%	
State Parks	1			
USMS	1			
WHP	147	62	42.18%	0.1342

Traffic Crashes

County Department	Traffic Crashes	Alcohol Involved	% Alcohol Involved	Average BAC
Natrona County	69	51	73.91%	0.1354
Casper PD	45	32	71.11%	0.1438
DCI				
Evansville PD	2	2	100.00%	
Game & Fish	1	1	100.00%	
Midwest PD				
Mills PD	5	4	80.00%	0.1100
Natrona SO	8	6	75.00%	
Other	1	1	100.00%	
State Parks				
USMS				
WHP	7	5	71.43%	

Underage DUI Arrests

County Department	DUI Offenses	Underage Offenses	% DUI Of Total	Ave. BAC
Natrona County	381	35	9.19%	0.1294
Casper PD	214	26	12.15%	0.1401
DCI				
Evansville PD	10	1	10.00%	
Game & Fish	2			
Midwest PD				
Mills PD	38	3	7.89%	0.1100
Natrona SO	54	1	1.85%	
Other	1			
State Parks				
USMS				
WHP	62	4	6.45%	0.1067

Total Offenses-Alcohol Involvement

County Department	Total Offenses	Number Involving Alcohol	Percent of Total Involving Alcohol
Natrona County	2389	1230	51.49%
Casper PD	1529	823	53.83%
DCI	8	1	12.50%
Evansville PD	105	49	46.67%
Game & Fish	6	6	100.00%
Midwest PD	2	1	50.00%
Mills PD	237	113	47.68%
Natrona SO	344	131	38.08%
Other	9	4	44.44%
State Parks	1		
USMS	1		
WHP	147	102	69.39%

Domestic Violence-Alcohol Involvement

County Department	Domestic Violence Offenses	Number Involving Alcohol	Percent of Domestic Violence Offenses Involving Alcohol
Natrona County	47	27	57.45%
Casper PD	39	24	61.54%
DCI			
Evansville PD	1		
Game & Fish			
Midwest PD			
Mills PD	1	1	100.00%
Natrona SO	6	2	33.33%
Other			
State Parks			
USMS			
WHP			

Felony Offenses-Alcohol Involvement

County Department	Felony Offenses	Number Involving Alcohol	Percent of Felony Offenses Involving Alcohol
Natrona County	199	51	25.63%
Casper PD	126	41	32.54%
DCI	4	1	25.00%
Evansville PD	4	2	50.00%
Game & Fish			
Midwest PD			
Mills PD	11	1	9.09%
Natrona SO	46	5	10.87%
Other	2		
State Parks			
USMS	1		
WHP	5	1	20.00%

Resisting Arrest-Alcohol Involvement

County Department	Resisting Arrest Offenses	Number Involving Alcohol	Percent of Resisting Arrest Offenses Involving Alcohol
Natrona County	23	20	86.96%
Casper PD	15	13	86.67%
DCI	1		
Evansville PD	2	2	100.00%
Game & Fish			
Midwest PD			
Mills PD	2	2	100.00%
Natrona SO	3	3	100.00%
Other			
State Parks			
USMS			
WHP			

Misdemeanor Offenses-Alcohol Involvement

County Department	Misdemeanor Offenses	Number Involving Alcohol	Percent of Misdemeanor Offenses Involving Alcohol
Natrona County	2075	1120	53.98%
Casper PD	1338	743	55.53%
DCI	4		
Evansville PD	93	44	47.31%
Game & Fish	5	5	100.00%
Midwest PD	1	1	100.00%
Mills PD	216	105	48.61%
Natrona SO	275	122	44.36%
Other	4	3	75.00%
State Parks	1		
USMS			
WHP	138	97	70.29%

Assault-Alcohol Involvement

County Department	Assault Offenses	Number Involving Alcohol	Percent of Assault Offenses Involving Alcohol
Natrona County	34	22	64.71%
Casper PD	28	19	67.86%
DCI			
Evansville PD	1	1	100.00%
Game & Fish			
Midwest PD			
Mills PD			
Natrona SO	5	2	40.00%
Other			
State Parks			
USMS			
WHP			

Location of Alcohol Consumption and Point of Sale by Department

Department	Location of Consumption							Point of Sale					
	Alcohol Involved	Home	Bar	Party	Car	Other	No Response	Home	Bar	Drive Up	Party	Liquor Store	No Response
Casper PD	823	209	221	56	27	84	240	122	226	9	36	64	376
DCI	1						1						1
Evansville PD	49	12	15	2	3	4	15	5	10		2		32
Game & Fish	6						6						6
Midwest PD	1						1						1
Mills PD	113	23	51	3	5	5	27	7	40	2	1	7	56
Natrona SO	131	35	38	15	10	8	28	17	40	9	11	5	50
Other	4	1	2			4	1	1	4	1		1	3
State Parks													
USMS													
WHP	102	24	35	7	18	7	12	16	31	8	4	10	34
Natrona County													
Totals	1230	304	362	83	63	112	331	168	351	29	54	87	559

Location of Alcohol Consumption

Department	Bar Name	Number of Reports
Casper PD	Alibi	10
	American Legion	1
	Beacon	2
	Butch's	11
	CY Resort	1
	Eagles	3
	El Marko	1
	FireRock	1
	Fireside	1
	Johnny O's	2
	Moonlight	12
	Off-Track Betting	1
	Old Chicago's	2
	Outback	2
	Poplar Wine	1
	PV Liquor	1
	Sandbar	17
	Sidelines	18
	TJ's Bar	1
	VFW	1
Wonder Bar	7	

Dept.	Bar Name	Number of Reports
Evansville PD	Avalon	1
	Butch's	5
	Cowboys	1
	Sidelines	1
	Taylor's	3
Mills PD	Avalon	1
	Baja	1
	Bayou	1
	Beacon	12
	Cowboys	2
	Eagles	1
	Hidaway	3
	Horseshoe	1
	Northern Dreams	1
	Old Chicago's	1
	OT	3
	PV Liquor	1
	Sandbar	2
	Sidelines	1
VFW	1	

Dept.	Bar Name	Number of Reports
Natrona SO	Airport Bar	2
	Beacon	3
	Cowboys	6
	Horseshoe	1
	Lazy 8	1
	PJ Schooner Bar	1
	Sandbar	1
	Sidelines	1
	Sunset	2
	TJs	1
Other	Horseshoe	1
WHP	Avalon	1
	Butch's	3
	Chatters	1
	Cowboys	2
	Eagles	1
	Horseshoe	2
	Moonlight	1
	North 40	2
	OT	1
	Sidelines	2
Sunset	2	

* Total of percents in Location of Consumption and Point of Sale categories may exceed 100% due to single arrests involving more than one location or point of sale.

Evaluation of Alcohol Factors in Wyoming Custodial Arrests

ACKNOWLEDGEMENTS

This project was accomplished due to the committed support of all the law enforcement administrators in Wyoming, and in particular, the Sheriffs' generous commitment of agency resources. The day-to-day supervision and weekly submittal of the project reporting forms and the individual efforts of the hundreds of arresting/detention officers who filled out the reporting forms should be acknowledged as well. Their collective efforts were absolutely essential to the overall success of this project.

Albany

Jim Pond – Sheriff

Ron Culver

Big Horn

Dave Mattis – Sheriff

Debbie Cook

Deb Rathbun

Campbell

Bill Pownall – Sheriff

Rick Owsley

Shelly Walker

Carbon

Jerry Colson – Sheriff

Becky George

Converse

John Bey – Sheriff

John Rabun

Jan Dillon

Crook

Steve Stahla – Sheriff

John Rice

Peggy Boardman

Fremont

Skip Hornecker – Sheriff

Jeff Nauman

Ron Blumenshine

Fremont County ACC

Lisa Amos - Director

David Tappe

Goshen

Don Murphy – Sheriff

Bryan Morehouse

Brenda Sishc

Hot Springs

Lou Falgoust – Sheriff

Dan Pebbles

Johnson

Steve Kozisek – Sheriff

Kevin Filbert

Laramie

Danny Glick – Sheriff

Bill Long

Scott Alden

Lincoln

Todd Smith – Sheriff

Bill Thek

Natrona

Mark Benton – Sheriff

John Becker

Tammy Britton

Niobrara

Rick Zerbe – Sheriff

Lori Doyle

Gayle Santistevan

Park

Scott Steward – Sheriff

Steve Oliver

Platte

Steve Keigley – Sheriff

Diane Bacon

Sheridan

Dave Hofmeier – Sheriff

Jane Gale

Shari Lohse

Sublette

Wayne Bardin – Sheriff

Wes Johnston

Kathy Saxton

Sweetwater

Richard Haskell – Sheriff

Dean Titus

Gayle Taylor

Teton

Bob Zimmer – Sheriff

Troy Sutton

Tripp Wilson

Uinta

Lou Napoli – Sheriff

Quincy Langford

Washakie

Steve Rakness – Sheriff

James Yule

Wanda Richards

Weston

Bill Ware

Jamie Stith

Data Entry/Database Manager:

Cover Design:

Association Liaison:

Project Manager:

Program Supervisor:

Sr. Grant Specialist:

Erin Maggard - Johnson and Associates

Susan Johnson - Johnson and Associates

Mike Hayes – WASCOP/Johnson and Associates

Ernest L. Johnson - Johnson and Associates

Dee West Peterson – WYDOT

Dalene Call - WYDOT

2007 - EVALUATION OF ALCOHOL FACTORS IN CUSTODIAL ARRESTS

Albany County Sheriff's Department

OFFICER or CR NUMBER _____ DATE _____

The following information is being collected in an effort to evaluate alcohol factors in custodial and DUI arrests in all twenty-three counties in Wyoming. This data will be collected for a period of six months (April through September 2007) and will be used for statistical analysis purposes only. Please fill out a separate form for every person being booked into your facility.

Please fill in the information based on your knowledge of the case, personal observations, and/or questioning of the person arrested. The person should be advised that no case sensitive information is being recorded and that this information is being collected for statistical purposes only. A copy of the final report will be provided to every participating agency. Thanks for your help.

DEPARTMENT (Agency affecting arrest and if Agency is not listed please fill in OTHER)

Albany SO		Laramie PD		UW PD		WHP		G&F		Other	
-----------	--	------------	--	-------	--	-----	--	-----	--	-------	--

OFFENSE CHARGED (mark whether felony or misdemeanor AND type of crime)

Misdemeanor		Felony		Domestic Violence		Assault		Resisting Arrest		Public Intoxication	
-------------	--	--------	--	-------------------	--	---------	--	------------------	--	---------------------	--

MALE		FEMALE		AGE	
------	--	--------	--	-----	--

(Note if you can detect the presence of alcohol or if the person was drinking prior to arrest)

ALCOHOL INVOLVED	Yes		No		DRUGS INVOLVED (If Known)	Yes		No		Meth	
------------------	-----	--	----	--	---------------------------	-----	--	----	--	------	--

DRIVING UNDER THE INFLUENCE (provide BAC level AND place an X in the appropriate box to indicate the method of testing OR whether BAC test was refused)

BAC		Intoximeter		Blood Test		UA		Refused Test	
-----	--	-------------	--	------------	--	----	--	--------------	--

<i>If a PBT was used, check the adjoining box and note the level of BAC. Please note that an officer's use of a PBT does not satisfy the legal request to have the arrested person submit to a BAC test. Be sure to check the box above accordingly.</i>	PBT		BAC	
--	-----	--	-----	--

(note whether traffic crash was a factor in the arrest)

TRAFFIC CRASH INVOLVED	Yes		No	
------------------------	-----	--	----	--

MINOR IN POSSESSION (if youth is taken into custody, note BAC level and method of testing)

BAC		Intoximeter		PBT	
-----	--	-------------	--	-----	--

LOCATION OF LAST CONSUMPTION (Please fill in Bar Name if known AND Other Location if different from what is listed)

Home		Bar		Bar Name		Car		Party/Event		Did not respond		Other Location	
------	--	-----	--	----------	--	-----	--	-------------	--	-----------------	--	----------------	--

POINT OF SALE OR WHERE ALCOHOL WAS OBTAINED (the alcohol that was being consumed just prior to arrest)

Home		Bar		Drive-up		Liquor Store		Party		Did not respond	
------	--	-----	--	----------	--	--------------	--	-------	--	-----------------	--

WYOMING'S ALCOHOL IMPAIRMENT EDUCATIONAL GUIDE

MALES - APPROXIMATE ALCOHOL CONCENTRATION (AC) PERCENTAGE

Estimates based on physically fit adult males who consume the alcohol over a one hour period.

DRINKS	BODY WEIGHT IN POUNDS								Nov-06	
	100	120	140	160	180	200	220	240		
0	0.00	0.00	0.00	0.00	0.00	0.00	0.00	0.00	The Only Safe Driving Limit	
1	0.04	0.03	0.03	0.02	0.02	0.02	0.02	0.02	Impairment Begins	
2	0.08	0.06	0.05	0.05	0.04	0.04	0.03	0.03		
3	0.11	0.09	0.08	0.07	0.06	0.06	0.05	0.05	Driving Skills Significantly Affected	
4	0.15	0.12	0.11	0.09	0.08	0.08	0.07	0.06		
5	0.19	0.16	0.13	0.12	0.11	0.09	0.09	0.08	Legally Intoxicated Criminal Penalties	
6	0.23	0.19	0.16	0.14	0.13	0.11	0.10	0.09		
7	0.26	0.22	0.19	0.16	0.15	0.13	0.12	0.11		
8	0.30	0.25	0.21	0.19	0.17	0.15	0.14	0.13		
9	0.34	0.28	0.24	0.21	0.19	0.17	0.15	0.14		
10	0.37	0.31	0.27	0.23	0.21	0.19	0.17	0.16		
11	0.41	0.34	0.29	0.26	0.23	0.21	0.18	0.17		
12	0.45	0.37	0.32	0.28	0.25	0.23	0.20	0.19		
13	0.48	0.40	0.35	0.30	0.27	0.25	0.22	0.20		
14	0.52	0.44	0.37	0.33	0.30	0.26	0.24	0.22		
15	0.56	0.47	0.40	0.35	0.32	0.28	0.25	0.23		
16	0.60	0.50	0.43	0.37	0.34	0.30	0.27	0.25		
17	0.63	0.53	0.45	0.40	0.36	0.32	0.29	0.27		
18	0.67	0.56	0.48	0.42	0.38	0.34	0.30	0.28		
19	0.71	0.59	0.51	0.44	0.40	0.36	0.32	0.30		Possible Coma or Death from Respiratory Paralysis
20	0.74	0.62	0.53	0.49	0.42	0.38	0.33	0.31		
21	0.78	0.65	0.56	0.51	0.44	0.40	0.35	0.33		

DRIVING IMPAIRED
AC = .05% - .07%

Subtract .01% for each 40 minutes of drinking.
One drink is 1.25 ounces of 80 proof liquor,
12 ounces of beer, or 5 ounces of table wine.

LEGALLY INTOXICATED
AC = .08% AND UP

NOTE: PERSONS UNDER THE AGE OF 21 CAN FACE CRIMINAL PENALTIES IF CAUGHT DRIVING WITH A DETECTABLE ALCOHOL CONCENTRATION OF 0.02% OR MORE.

* Guide developed by J.Anderle, Laramie PD and Mike Moore, Wyoming Chemical Testing

WYOMING'S ALCOHOL IMPAIRMENT EDUCATIONAL GUIDE

FEMALES - APPROXIMATE ALCOHOL CONCENTRATION (AC) PERCENTAGE

Estimates based on physically fit adult females who consume the alcohol over a one hour period.

DRINKS	BODY WEIGHT IN POUNDS								Nov-06
	90	100	120	140	160	180	200	220	
0	0.00	0.00	0.00	0.00	0.00	0.00	0.00	0.00	The Only Safe Driving Limit
1	0.05	0.05	0.03	0.03	0.03	0.03	0.02	0.02	Impairment Begins
2	0.10	0.09	0.08	0.07	0.06	0.05	0.05	0.04	
3	0.15	0.14	0.11	0.10	0.09	0.08	0.07	0.06	Driving Skills Significantly Affected
4	0.20	0.18	0.15	0.13	0.11	0.10	0.09	0.08	
5	0.25	0.23	0.19	0.16	0.14	0.13	0.11	0.10	Legally Intoxicated Criminal Penalties
6	0.30	0.27	0.23	0.19	0.17	0.15	0.14	0.12	
7	0.35	0.32	0.27	0.23	0.20	0.18	0.16	0.14	
8	0.40	0.36	0.30	0.26	0.23	0.20	0.18	0.17	
9	0.45	0.41	0.34	0.29	0.26	0.23	0.20	0.19	
10	0.51	0.46	0.37	0.32	0.29	0.26	0.22	0.21	
11	0.56	0.50	0.42	0.36	0.32	0.28	0.25	0.23	
12	0.61	0.55	0.45	0.39	0.35	0.31	0.27	0.25	
13	0.66	0.59	0.49	0.42	0.37	0.33	0.29	0.27	
14	0.71	0.64	0.53	0.45	0.40	0.36	0.31	0.29	
15	0.76	0.68	0.57	0.48	0.43	0.38	0.34	0.31	
16	0.81	0.73	0.61	0.52	0.46	0.41	0.36	0.33	
17	0.86	0.77	0.64	0.55	0.49	0.43	0.38	0.36	
18	0.91	0.82	0.68	0.58	0.52	0.46	0.40	0.38	
19	0.96	0.87	0.71	0.61	0.55	0.49	0.42	0.40	Possible Coma or Death from Respiratory Paralysis
20	1.02	0.91	0.76	0.65	0.58	0.54	0.45	0.42	
21	1.07	0.96	0.79	0.69	0.61	0.56	0.47	0.44	

DRIVING IMPAIRED
AC = .05% - .07%

Subtract .01% for each 40 minutes of drinking.
One drink is 1.25 ounces of 80 proof liquor,
12 ounces of beer, or 5 ounces of table wine.

LEGALLY INTOXICATED
AC = .08% AND UP

NOTE: PERSONS UNDER THE AGE OF 21 CAN FACE CRIMINAL PENALTIES IF CAUGHT DRIVING WITH A DETECTABLE ALCOHOL CONCENTRATION OF 0.02% OR MORE.

* Guide developed by J.Anderle, Laramie PD and Mike Moore, Wyoming Chemical Testing

Evaluation of Alcohol Factors in Wyoming Custodial Arrests

PROJECT MANAGER VITA

CONTACT INFORMATION:

Ernest L. Johnson, Director of Services
Johnson & Associates
1036 Durango
Douglas, WY 82633
Phone: (307) 351-8614
Fax: (307) 358-4315
E-mail: janda@communicomm.com

RELATED EDUCATION & EXPERIENCE:

- Twenty-four years experience as an administrator of a state agency with direct responsibility for budget development and administration, planning, organizing, directing, staffing, and program services delivery.
- Masters degree in Public Administration; over twenty years experience in training executives to achieve excellence in government, manage and implement change, increase organizational effectiveness, and maximize program efficiency.
- Conducted in-depth management studies for criminal justice agencies for the states of Massachusetts and New Hampshire. These studies assessed the delivery of program services by agencies with statewide responsibilities and provided recommendations for increasing organizational efficiency and agency credibility.
- Over twenty-five years of experience in researching, writing, and administering a wide variety of federal and state grants. Grants involved in excess of several million dollars for a wide variety of purposes: personnel, equipment, training, research, and providing services with targeted priorities.
- Extensive experience in researching, evaluating, and implementing a wide variety of projects. These projects varied in scope and duration, and many required the involvement and partnership of multiple agencies and personnel throughout the state, as well as the enactment of state legislation.
 - Evaluation performed for the Substance Abuse Division - WDH – “Responsible Server Training Program” – October 2002
 - Managed the Wyoming First Lady’s Initiative to Reduce Underage Drinking – November 2004 to September 2006
 - Currently serving as the Facilitator for the Wyoming Seat Belt Coalition

ATTACHMENT “D”

Evaluation of Alcohol Factors in Wyoming Custodial Arrests

Project Manager Vita (continued)

- Twenty years of experience in conducting a variety of feasibility studies
 - Conducted numerous feasibility studies for the Wyoming Legislature
 - Most recent feasibility study conducted for the Town of Wright: “Should the Town of Wright create its own Police Department?” May 2004

- Conducted executive level training for the US Department of Justice/ State Department:
 - Instructed a 40-hour training course entitled “The Office of Professional Responsibility” for the Lithuania National Police command staff - 2001
 - Instructed an 80-hour training course entitled “Sex Crimes Investigations” for Investigators and Prosecutors in Lithuania - 2001

- Faculty - Criminal Justice Department - University of Wyoming (September 2000 to present)
 - Currently teaching the following courses: Criminal Justice Management, Concepts of Modern Policing, Ethics in the Administration of Justice, Criminal Justice Civil Liability, Politics and the Judicial Process, Criminal Courts and Processes, and Police Deviance.

- Management consultant for the Wyoming Association of Sheriffs and Chiefs of Police - Projects completed or currently in progress:
 - Evaluation of Alcohol Factors in Custodial Arrest in Wyoming – May 2005
 - Statewide Public Opinion Survey: Alcohol Issues and Policies (phone survey of 4,600 residents of Wyoming – Report released November 2006
 - Evaluation of Alcohol Factors in Custodial Arrest in Wyoming - 2006: Phase I (data collection), Phase II (Analysis, Findings and Strategies)
 - Project Manager for the Enforcing Underage Drinking Laws Program – September 2007 to present
 - Project Coordinator for Project Safe Neighborhoods in Wyoming: A national initiative directed by the US Department of Justice aimed at reducing gun crimes and violence in this country. Initiative is currently in its fourth year of operation in Wyoming.